

Luxor P200

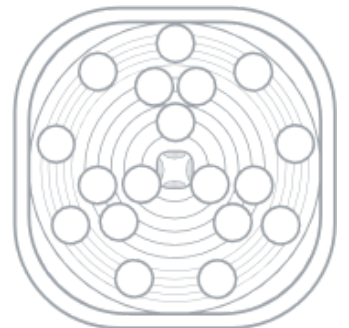
Infinium Luxor P200

Advanced Procedure Lighting

The Luxor P200 LED is designed for procedures and examinations in smaller spaces. The P200 minimizes shadows while utilizing a silent fan-less housing that produces low heat.

The P200 Procedure Light comes in single, mobile, or dual head configurations and provides up to **100,000lx** per head.

The 35cm light head produces an 18cm pattern for posterior and a 30cm for anterior regions. The P200 provides adjustable intensity and color tones and has an autoclavable handle.

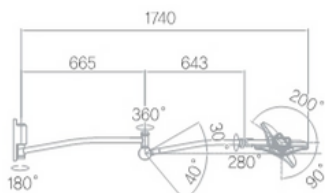


Infinium P200 Technical Specifications

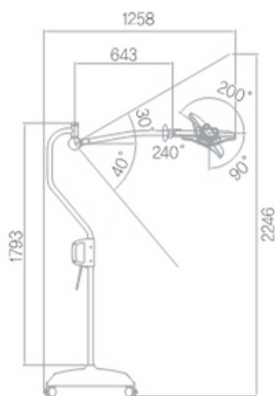
| | | |
|--|------------|-----------------------|
| Number of LED(EA) | | 18 |
| Head Size(cm) | | 35 X 34 |
| Illumination EC at 1m working distance | Max.(Lux) | 100,000 (@ 1M) |
| | Min. (Lux) | 5,000 |
| Color Rendering Index | Ra | 90 |
| | R9 | 80 |
| Color Temperature(K) | | 3,800 / 4,300 / 4,800 |
| Focus Field Size | Max.(cm) | Max. 30 |
| | Min. (cm) | Min. 18 |
| Depth of Illumination (L1 + L2) | Ec 60% | 92 |

| | | |
|-------------------|------------------|--------------------------|
| Radiant Energy | | 3.2mW/m ² ·lx |
| Irradiance | | 192 W/m ² |
| Dilution Effect | With Tube(%) | 100 |
| | 2 mask(%) | 48 |
| | 2 mask + Tube(%) | 46 |
| Power Consumption | | ≤ 25 |
| Life Span(hours) | | 50,000 |

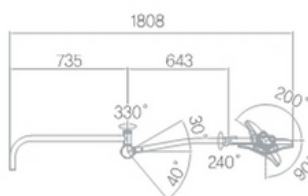
| No. | MODEL | TYPE | COLOR | AUTHORIZATION CODE | ORDER CODE |
|-----|-------|-------------|-------|--------------------|----------------------|
| 1 | S200 | MOBILE | IVORY | PL2S10-002A1 | S200 MOBILE_CE |
| 2 | | | BLUE | PL2S10-002A0 | S200 MOBILE_CE |
| 3 | | CHAIR | IVORY | PL2S20-002B1 | S200 CHAIR_CE |
| 4 | | | BLUE | PL2S20-002B0 | S200 CHAIR_CE |
| 5 | | WALL | IVORY | PL2S30-002C1 | S200 WALL_CE |
| 6 | | | BLUE | PL2S30-002C0 | S200 WALL_CE |
| 7 | | CEILING | IVORY | PL2S40-002D1 | S200 CEILING_CE |
| 8 | | | BLUE | PL2S40-002D0 | S200 CEILING_CE |
| 9 | | DUALCEILING | IVORY | PL2S50-002E1 | S200 DUAL CEILING_CE |
| 10 | | | BLUE | PL2S50-002E0 | S200 DUAL CEILING_CE |



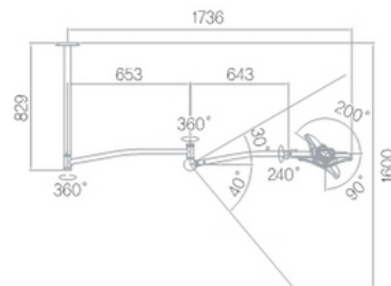
Wall




Mobile



Chair Unit






Ceiling



INFINIUM®

Infinium Medical
12151 62nd St North #5
Largo, FL 33773 • USA

 +1 727-531-8434
 infiniummedical.com
 sales@infiniummedical.com