

OMNI (K)

PATIENTMONITOR



OMNI (K)



Intuitive

Designed for a fast paced work environment, the Infinium Omni (K)[™] patient monitor offers an extremely simple and adaptable user interface. Patient information along with vital sign settings can be quickly modified to meet the needs of a patient's changing condition. The Omni (K) offers a high resolution 10.5 inch touch screen to optimize the speed of patient care. The user can therefore make quick screen adjustments, set default settings, alarm limits, and manage up to 72 hours of detailed patient data.

Upgradable

From the general floor to high acuity surgeries, the Infinium Omni (K) series patient monitors are designed to fit-in and move among many patient care areas. The Omni (K)[™] offers standard measurements of: non-invasive blood pressure, ECG with arrhythmia detection, motion tolerant SpO₂, Temperature, and Respiration rate. End-tidal CO₂, Anesthetic Agent measurement, Cardiac Output and Invasive blood pressure can be added on-site by simply attaching our plug-in modules. This field upgradability can allow the user to customize the monitor's acuity level while the patient's condition changes. If desired, the user can move from a basic vital signs monitor, to a continuous bed side monitor, to an operating room monitor while keeping the patient on a single monitor at all times.

Connective

The Omni (K)[™] offers several connective solutions to network multiple monitors and/or manage patient data on an electronic medical records platform or a HL7 based hospital information system. The Omni (K) patient monitor offers Ethernet and RS-232 connections with an open source communication protocol. Infinium offers 2 levels of networking and connectivity. The Omni (K) is HL7 compliant. The HL7 network protocol will allow for all patient information and vital sign trends to be transferred and stored on a hospital information system. For non-HL7 medical facilities, there is the Infinium Omniview[™] central station which allows the real time remote monitoring and network of up to 32 Omni patient monitors. The Omniview[™] archives full disclosure of all patient vital sign trends. The patient data from the Omniview[™] can be very simply saved, stored, printed, and, transferred.

A Field Upgradable Operating Room Solution

A MONITOR THAT CAN GROW WITH YOU...

Whether it be a basic outpatient procedure or a high acuity cardiac surgery the Omni (K)[™] can be upgraded and custom tailored on-site by the user. The Omni (K) is preconfigured with non-invasive blood pressure, 3/5 ECG with arrhythmia detection, impedance respiration, SpO₂, and temperature. More advanced readings of End-tidal CO₂, Anesthetic agent measurement, and Cardiac Output Invasive blood pressure can be activated by the user at anytime.

Capnography & Anesthetic Agent Measurement plug in Module:

The Infinium Entide[™] module is a field upgradable plug in module that can measure End-tidal CO₂ alone or End-tidal CO₂ with the automatic identification of anesthetic agents (N₂O, O₂, Sevoflurane, Isoflurane, Desflurane, Halothane, Enflurane)


Both mainstream and sidestream modules are available for End-tidal CO₂ and agent measurement.

The Entide[™] utilizes a low flow (50ml/min) sidestream method that allows use for intubated and non-intubated applications. The Entide[™] sample line connection incorporates filter cells to eliminate the potential of cross contamination.



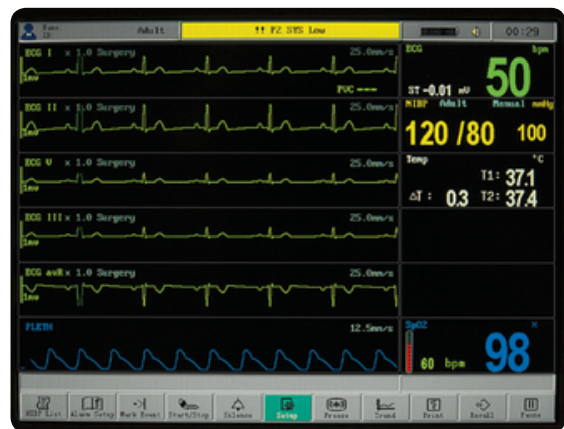
Simple connection sample lines allows the Entide[™] to be one of the Industry's lowest cost per patient End-tidal CO₂ and anesthesia measurement systems.

Cardiac Output & Invasive Blood Pressure:



2 channels of invasive blood pressure and the facility for thermodilution cardiac output are standard on the Omni (K)[™].

ECG:



The Omni (K)[™] offers a 3, 5, and 12 lead ECG platform. Arrhythmia detection and ST are also standard and measurable on all lead sets.

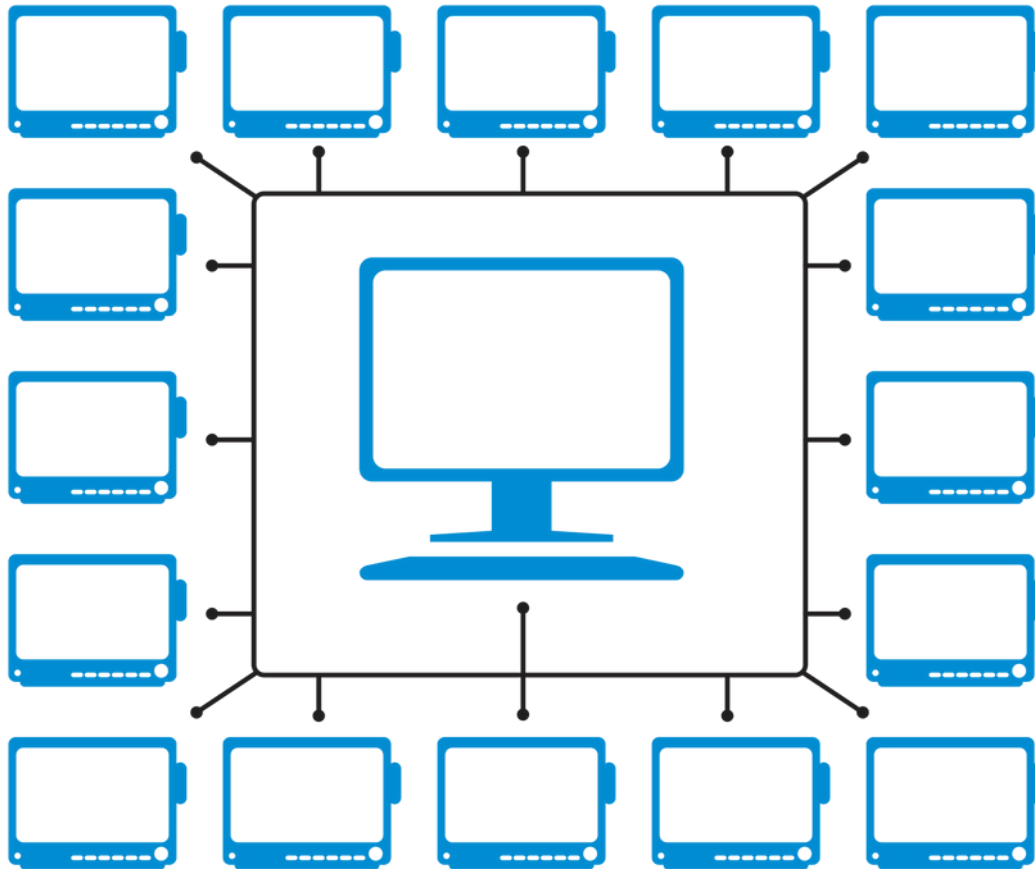
3-Lead: I, II, III

5-Lead: I, II, III, aVR, aVL, aVF, V

12-Lead: I, II, III, aVR, aVL, aVF, V1-V6 (factory installed)

OMNIVIEW Central Station

SIMPLICITY IN CONNECTIVITY:



The Omniview™ central station allows the wireless or hard-wired measurement for a network of up to 32 Omni patient monitors. The Omniview™ archives full disclosure of all patient information and vital sign trends. In real time the Omniview™ displays the patient's numeric vital signs along with waveforms. The patient data from the Omniview™ can be transferred to an EMR as a supplement to the patient's file or integrated into a hospital information system.

The Omniview™ gives a real time display of all patient vital signs:
Heart rate, Last BP reading, SpO₂,
Temp, EtCO₂ and Respiration rate
with waveforms.



Mounting Solutions

A RELIABLE CONNECTION

Several mounting systems are available for the Omni series patient monitors.

ROLLING STAND

Height and tilt adjustable with a large wheelbase

allows for smooth and stable mobility.

- Quick release slide mount
- Accessory basket
- Medical grade steel construction
- Lockable wheels



WALLMOUNTS

Height and tilt adjustable wall mounts offer.

- Quick release of monitor
- Medical grade construction
- Adaptable to anesthesia machines
- Adaptable to most wall rail systems

OMNIVIEW CENTRAL MONITORING SYSTEM SPECIFICATIONS

MAIN FRAME Power Supply

AC100-240V 6A/3A

Basic Configuration

20" or larger color display Intel Pentium IV2.0G CPU
Windows XP professional operating system 512MB RAM
80GB Fixed Disk drive

PERFORMANCE

Display

Size: Number of color TFT display 20" or larger 1
display: Resolution: or 2 sets (optional) 1280 x 1024

Waveform

ECG (I, II, III, aVR, aVL, aVF, V1-V6)
PLETH, RESP, CO2, IBP, Multi-gas

Parameter

HR,ST,NIBP,IBP,SpO2,PR,RR,TEMP,EtCO2,Multi-gas

Indicator

Alarm sound, Up to 32-waveform presentation
12.5mm/s, 25.0mm/s, 50.0mm/s user-adjustable sweep speed

Alarm

High and Low limits alarm Audible and visual alarm

RecordType

8 seconds real-time recording Freeze waveform
recording Trend data recording Alarm strip recording

Printer

External Laser Printer

View

Up 64 waveforms for up to 32 bedside monitors (8 monitors per screen)
All waveform presentation for single patient
48 hours of trend display for all parameters
Multi-leads ECG waveform display
Waveform freeze
Wireless Networking
Industry standard 802.11b/g WLAN
Connected bedside number: up to 16 bedside monitors

Review

240 hours trend review for each bedside monitor 720 items parameters
alarm review for each bedside monitor 720 NIBP measurements review
72 hours of 32 channels full-disclosure waveforms store and review

Connection methods

Wireless via transmitter Hardwired via ethernet
Hardwired via RS-232

OMNI (K) TECHNICAL SPECIFICATIONS:

PERFORMANCE SPECIFICATIONS

Application:	Adult, Pediatric, & Neonatal
Display:	Display: 10.5 in color touch screen
Trace:	3, 6, 8, or (12 upgrade*) waveforms
Indicators:	Alarm and Power with QRS beep and alarm sound
Trend time:	120 hours
Recorder:	Built-in thermal array, 3 channels Width: 48mm, Paper: 50mm Speed: 25mm/s
AC Power:	100 - 240VAC, 50/60Hz, 160VA
Battery:	Rechargeable lithium-ion

ENVIRONMENTAL

Temperature:	Operating: 0-40 °C, Storage -20-60°C
Humidity:	Operating: 15-95%, Storage: 10-95% (Noncondensing)

S TANDARD FEATURES

Parameters: ECG (cascading), RESP, NIBP (up to 250 trend readings), TEMP, Masimo SpO2, Pulse, Features: OxyCRG, Drug Dose Calc, User Settings Memory, Arrhythmia Detection, ST Segment Analysis

PARAMETERS

ECG

Input:	3,5, or 12-lead ECG cable & AAMI
Lead Choice:	I,II, III, aVR, aVF, aVL, V, V1-V6, TEST
Gain Choice:	x0.5, x1, x2, x4
Frequency:	.67 - 40Hz(-3dB)
ECG Waveform:	12 channels (max)
Penetration Vlt:	4000VAC 50/60Hz
Sweep Speed:	12.5, 25, and 50 mm/sec (bi-directional)
HR Display:	30 - 300bpm
Accuracy:	±1bpm or ±1%, whichever greater
Alarm Limit:	Upper: 80 - 400bpm, Lower: 12 -150bpm

RESPIRATION

Method:	RA-LL Impedance
Range:	0 - 120rpm
Accuracy:	±3rpm
Alarm Limit:	Upper: 8-120rpm, Lower: 6-100rpm
Sweep Speed:	6.25, 12.5, 25mm/sec (bi-directional)

NIBP

Method:	Auto oscillating measurement
Cuff Inflation:	<30s (0-300mmHg, standard cuff)
Period:	AVE <40s
Modes:	Manual, Auto, STAT, Average
Interval in Auto:	2min - 4hrs
Pulse Range:	30 - 300bpm
Adult/Pediatric:	SYS: 40-250mmHg, DIA: 15-200mmHg
Neonatal:	SYS: 40-135mmHg, DIA: 15-100mmHg
Max Mean Error:	±5mmHg
Max Std Dev:	8mmHg
Resolution:	1mmHg
Over Protection:	Adult: 297mmHg, Neonatal: 147mmHg
Adult Alarm Limit:	SYS: 30-270mmHg, DIA: 10-215mmHg
Neo Alarm Limit:	SYS: 30-240mmHg, DIA: 10-180mmHg

TEMPERATURE

Range:	25 - 50 °C
Accuracy:	±0.2°C at 25-34.9 °C ±0.1°C at 35-39.9 °C ±0.2°C at 40-44.9 °C ±0.3°C at 45-50.0 °C
Resolution:	0.1°C
Alarm Limits:	Upper & Lower: 10-50°C
Channel:	2 channels

MASIMO SET SpO2 (Standard)

Ask About Optional SpO2 Specifications

Range:	1 - 100%
Resolution:	1% increments
Accuracy:	
Std Non-motion:	70 - 100% ±2%
Neo Non-motion:	70 - 100% ±3%
Motion:	70 - 100% ±3%
Low Perfusion:	70 - 100% ±2%
Average Time:	2-4, 4-6, 8, 10, 12, 14, 16 sec (select)
Sensitivity:	Normal, Maximum, APOD (select)

Masimo Pulse Rate

Range:	25 - 240 bpm
Accuracy:	
Non-motion:	±3 bpm (all modes)
Motion:	±5 bpm (all modes)
Resolution:	1 bpm

Masimo Perfusion Index (PI)

Range:	.02% - 20%
--------	------------

IBP (optional)

Range:	-10 - 300mmHg
Channels:	2 Channels
Sensitivity:	5µ V/V/mmHg
Transducer:	
Impedance:	300 - 3000 Ω
Transducer Sites:	ART, PA, CVP, RAP, LAP, ICP
Unit:	Selectable mmHg / kPa
Resolution:	1mmHg
Accuracy:	Greater of ±1mmHg or ±2%
Alarm Range:	-10 - 300mmHg

EtCO2 (optional)

CO2 Range:	0 - 150 mmHg
Accuracy:	0 - 40mmHg: ±2mmHg 41 - 70mmHg: ±5% 71 - 100mmHg: ±8% 101 - 150mmHg: ±10% Above 80 bpm ±12%
Sampling:	50ml / minute
Initialization:	20 sec, ±5% accuracy within 2min
Respiration:	2-150 breaths / minute

NOTE: Based on standard gas temp of 25°C

Anesthetic Agents (optional)

Method:	Infrared absorption
Gas Sorts:	Halothane, Isoflurane, Enflurane, Sevoflurane, Desflurane, CO2, N2O, O2, Optional Auto Agent ID
Range:	
Halothane:	0 - 8%
Enflurane:	0 - 8%
Isoflurane:	0 - 8%
Sevoflurane:	0 - 10%
Desflurane:	0 - 22%
CO2:	0 - 15%
N2O:	0 - 100%
O2:	0 - 100%
Accuracy:	Under Standard Conditions.
All Agents:	±(15 vol% + 5% of reading) does not apply to gas mixtures
CO2:	±(2 vol% + 2% of reading)
N2O:	±(2 vol% + 2% of reading)
O2:	±(1 vol% + 2% of reading)